


















Art Long-term Plan 2025-26

| Year group | Autumn | Spring | Summer |
|------------|--|--|---|
| 1 | <p>Drawing: Exploring Line and shape- draw a portrait using lines and shapes inspired by Paul Klee.</p>  | <p>Sculpture and 3D- make a giant spider model out of newspaper inspired by the 'Tree of Life' screen at the Sidi Saiyyed Mosque.</p>  | <p>Painting and mixed media- they create artwork inspired by Clarice Cliff and Jasper Johns.</p>  |
| 2 | <p>Painting and Mixed Media: Children make a Christmas collage</p>  | <p>Sculpture and 3D: Clay Houses - Children design and make 2D clay houses.</p>  | <p>Craft and Design: Map It Out - Children create an abstract map of their local area.</p>  |
| 3 | <p>Drawing: Growing Artists- Children create an abstract drawing inspired by botanical drawings from Charles Darwin and Georgia O'keefe.</p>  | <p>Painting and mixed media: Prehistoric painting - children create their own cave painting using charcoal to sketch, printing negative and positive handprints, make natural pigments and colours.</p>  | <p>Sculpture and 3D: Abstract shape and space- children create a free-standing structure using a range of materials, inspired by the work of Anthony Caro and Ruth Asawa.</p>  |

| | | | |
|---|---|---|---|
| 4 | <p>Craft and Design: Ancient Egyptian scrolls (taken from Year 3 unit on Kapow). Children apply drawing and painting skills in the style of the ancient civilization.</p>  | <p>Drawing: Exploring Tone, Texture and Proportion Throughout the unit children practice creating tone by sketching and colouring sweets. Then they use sweet wrappers to create a collage and finally, children work in groups to create a breakfast plate using impasto paint inspired by artist Maryam Arslan.</p>  | <p>Painting and mixed media: Light and Dark- children explore how to create shade and tints of colour. Creating a still life painting from a photograph. (You could ask children to resource images related to the Amazon to link with Geography learning).</p>  |
| 5 | <p>Painting and Mixed Media: Portraits - Children create mixed media portraits. (This could be a portrait of Annie Taylor to link with English learning).</p>  | <p>Drawing: Depth, Emotion and Movement - Children build on their learning from previous term to create a portrait using line and printing.</p>  | <p>3D and sculpture: Installation Art- children create a 3D sculpture that communicates an idea.</p>  |
| 6 | <p>Craft and Design: Photo opportunity- Children create a photo-realistic self-portrait.</p>  | <p>Drawing: Expressing ideas- Children create a street-art inspired mural.</p>  | <p>Sculpture and 3D: Making memories- Children create a memory sculpture of their primary school memories.</p> |